



RESTROBAR

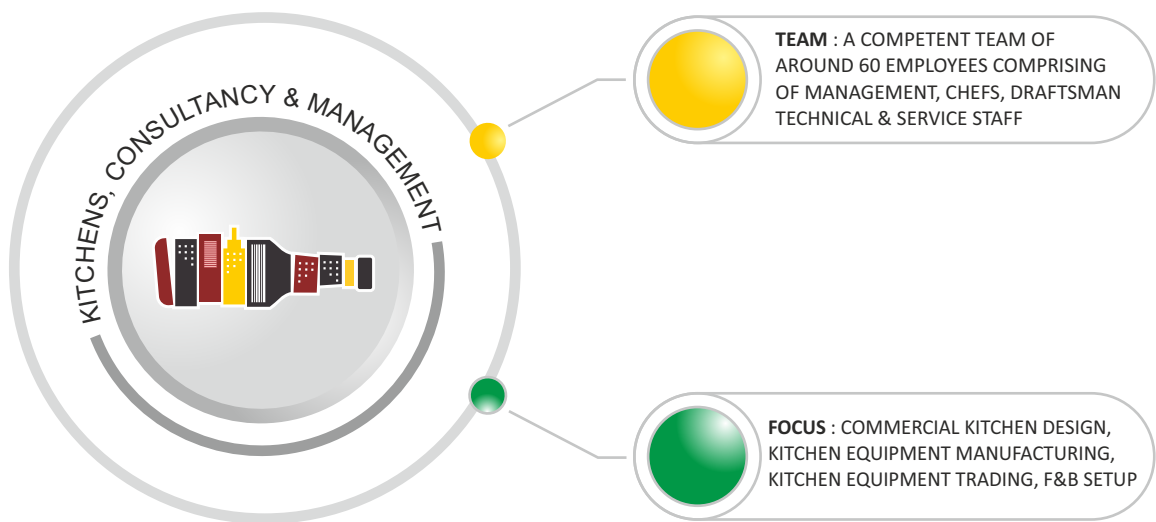
Kitchens, Consultancy & Management



**Kitchen Designs | Commercial Kitchen Equipment |
Food & Beverage Consulting | Hotel Facility Design**

One Stop Solution for All Your F&B Setup

www.restrobarkitchens.in





About Us

Restrobar - Kitchens, Consultancy and management (Restrobar) is a trustworthy brand with a history of hard work and successes stories since 2002. From a humble beginning as a freelance F&B consultant, we rose to be one of the segment leaders as Restaurant & Bar consultants and commercial kitchen equipment manufacturers. Today we are proud to be recognized as a 'Brand of choice' amongst Banquets, Restaurants, Hospitals and Institutes.

Over the years, Restrobar has earned a reputation for strong performance and unmatched quality and reliability. We listen to our customers and keep our eyes open to the evolving trends to deliver our best that meet the demands of most culinary experts.

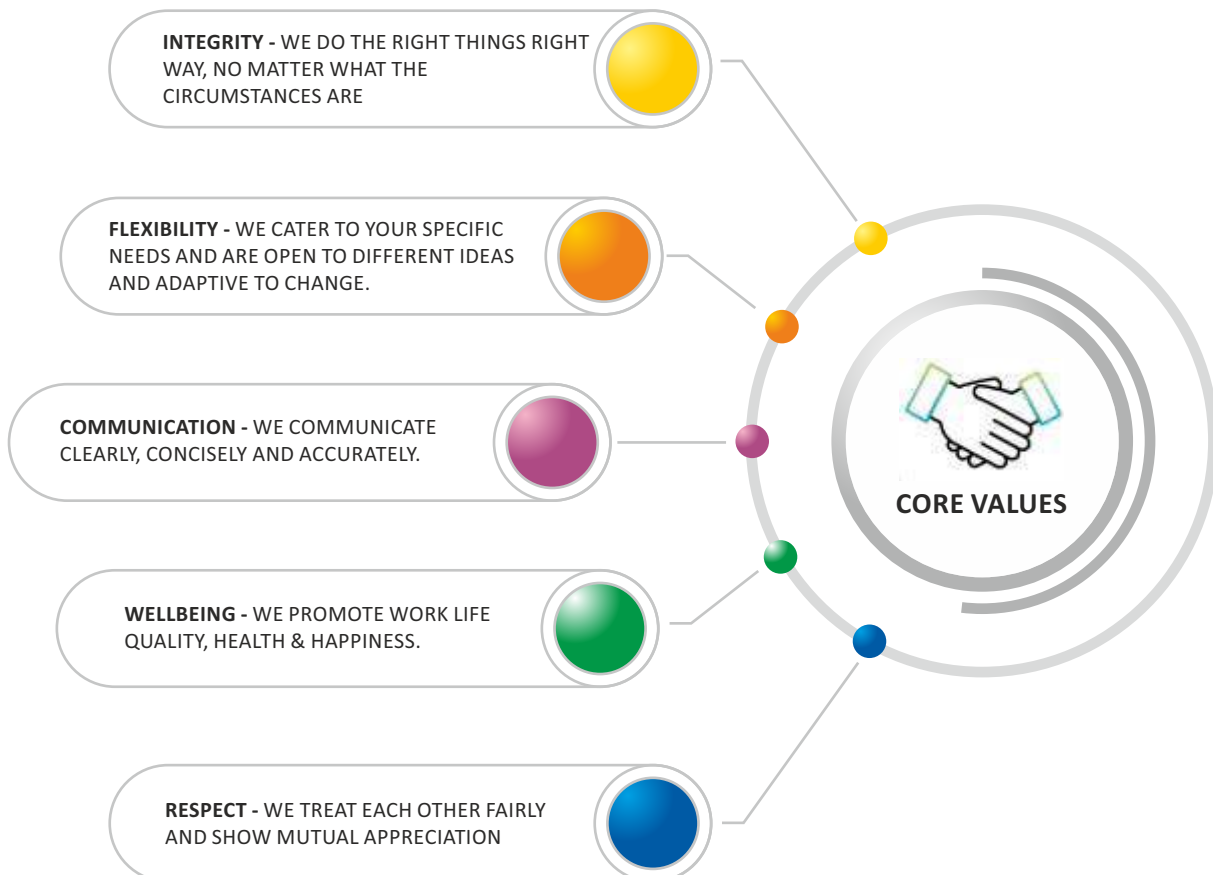
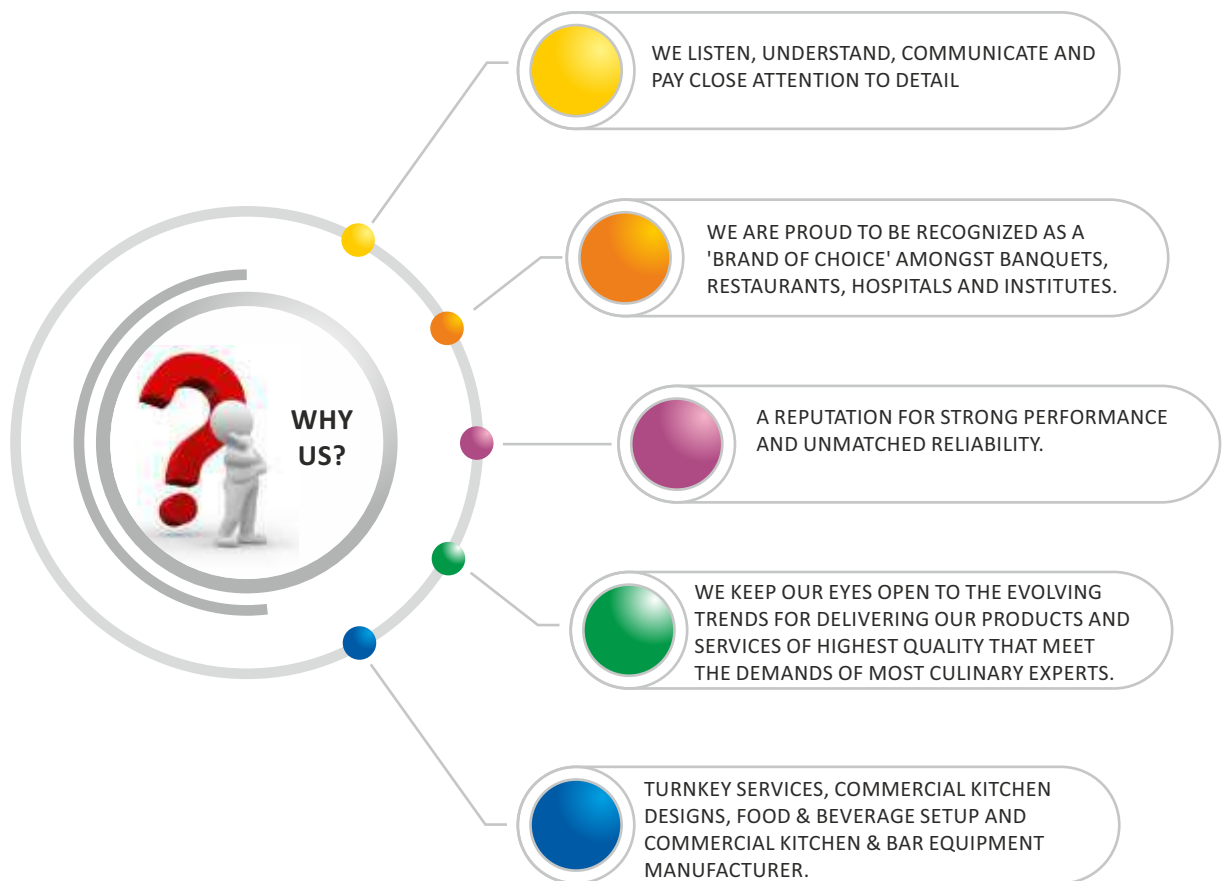
Our current offerings include commercial kitchen designs and Food & Beverage setup as Restaurant and Bar consultants and commercial kitchen equipment as a manufacturer. This enables us to provide turnkey services with regards to food service setup.

TEAM:

The team is led by Mr. Tarun Mongia, who brings forth total experience of over 45 years, He has started his career with the Centaur Hotel, Delhi Airport and then played key role in setting up some of most iconic brands like Rodeo, Spirits and Pebble Street to leading Ruby Tuesday in India. He then went to become a Freelance F&B Consultant and simultaneously owning two restaurants in Delhi –"Eleven to Eleven".

With over 45 years of hands-on experience, he ensures the team is equipped with best of knowledge and resources at all times. under his able guidance, the team has successfully rendered excellence in projects all across India.

Tarun is capably assisted by his balanced team of young and experienced comprising of Project Heads, Facility Planners Chefs and Senior F&B Professionals.



KITCHEN DESIGN & PLANNING

- KITCHEN LOCATION, SIZING & DESIGN
- EQUIPMENT SELECTION
- HEAT, LIGHT AND POWER PLANNING
- PLUMBING AND DRAINAGE DESIGN
- GAS SYSTEM DESIGN
- EXHAUST SYSTEM DESIGN

SUPPLY & INSTALLATION OF KITCHEN EQUIPMENT

- PREPARATION & FOOD PROCESSING EQUIPMENT
- COOKING EQUIPMENT
- COMMERCIAL REFRIGERATION
- BAKERY EQUIPMENT
- DISHWASHING EQUIPMENT
- KITCHEN STORAGE EQUIPMENT
- FOOD HANDLING EQUIPMENT
- BAR EQUIPMENT

HOTEL FACILITY PLANNING

- **FOOD AND BEVERAGE AREAS :**
ALL DAY DINING, SPECIALITY RESTAURANTS, BANQUET KITCHENS, ROOM SERVICE, STAFF KITCHEN, DELI, OFFICE SHOP ETC.
- **HOUSEKEEPING STORE AND SERVICES**
- **LAUNDRY PLANNING :**
LAUNDRY EQUIPMENT, LINEN STORE
- **BACK OF HOUSE & ADMIN AREAS/OFFICES :**
RECEIVING, SECURITY, IT/SERVER ROOM, GM, RESERVATIONS, SALES & MARKETING, HUMAN RESOURCES ETC.
- **STAFF AREA :**
TIME OFFICE, LOCKER ROOMS, STAFF CAFETERIA, TRAINING ROOMS

FOOD & BEVERAGE SETUP

- CONCEPT DEVELOPMENT
- CUISINE SELECTION AND MENU ENGINEERING
- CROCKERY, CUTLERY & GLASSWARE PLANNING
- KITCHEN SMALL-WARE PLANNING
- PACKAGING SELECTION
- UNIFORM SELECTION
- MANPOWER PLANNING, SELECTION AND TRAINING





SS Tandoor Charcoal



SS Tandoor Gas



Indian Burner Range



Stock Pot Stove



Four Burner Range



Four Burner Conti Range with oven



Double Deep Fat Fryer



Tilting Bulk Cooker



Tilting Braising Pan



Chinese Burner Range



Chapati Plate With Puffer



Roomali Roti Range



Golgappa Counter



Pav Bhaji / Tikki Counter



Jalebi Counter



SS Exhaust Hood



SS Island Type Exhaust Hood



Work Table With Under Shelf



Vegetable Cutting Machine



Electric Twisted Potato Cutter



Dough Kneader



Sausage Stuffer 5 Ltr.



Sausage stuffer 7 ltr.



Bone Saw



Meat Slicer



Meat Mincer



Meat Mincer



Dirty Dish Landing Table
With Garbage Chute



Three Sink Unit



Clean Dish / Unloading Table



Under Counter Glass Washer



Hood Type Dishwasher



Pre - Rinse Unit



Rack Conveyor Dishwasher



Hose Reel



Storage Rack



Pot Wash Sink Unit



Pot Rack



Utility Trolley / Bussing Cart



Knee Operated Hand Wash Sink Unit



SS Potato/onion Bin



Wet Grinder



Pulverizer



Potato Peeler



Drop-in Cold Counter / Cold Bain Marie



Hot Bain Marie With Tray Rest Rail



Table Top Hot Bain Marie With Gn Pan



Premium Food Warmer 1.6 Kw.



Dim-Sum Steamer 0.9 Kw.



Gas / Electric Chicken Rotisseries



SS Storage Rack



Hot Food Cart



GN Pan Trolley



Two Door Under Counter Refrigerator



Two Door Dress-up Refrigerator



Three Door Pizza Make Line



Curved Hot / Cold Display



Straight Hot / Cold Display



Round Hot / Cold Display



Ice Cream Freezer



Chest Freezer



Cold Room Chiller / Freezer



Wine Chillers



Two Door Back Bar



Three Door Back Bar



SS Back Bar Chiller



Single & Double Door Visi Cooler



Blast Chillers



Two / Four Door Chiller & Freezer



Water Cooler



HEAVY DUTY & PROFESSIONAL PIZZA & BAKERY OVEN RANGE

WOOD FIRED & CONVEYER PIZZA OVENS





Pizza Oven Single Deck Single Tray
Size : 930 x 630 x 400mm
Stone Size : 483 x 635mm
Power : 3.2Kw

Pizza Oven Small EP-01
Size : 560x570x280mm
Stone Size : 400x400mm
Power : 2kw



Pizza Oven Single Deck Two Tray
Size : 1260 x 820 x 560mm
Stone Size : 483 x 635mm x 2
Power : 6.6Kw

Pizza Oven Small Double EP-02
Size : 560x570x440mm
Stone Size : 400x400mm x 2
Power : 3kw



Pizza Oven Double Deck Double Tray
Size : 930 x 630 x 700mm
Stone Size : 483 x 635mm x 2
Power : 6.4Kw

2 Deck 4 Tray
Dimension : 1300 x 890 x 1410mm
Chamber : 870 x 650 x 230mm
Tray Size : 400 x 600 x 30mm
Power : 0.20Kw



GAS/ELECTRIC BAKING OVENS



1 Deck 1 Tray

Dimension : 930 x 630 x 400mm
Chamber : 645 x 510 x 150mm
Power : 3.2Kw



2 Deck 2 Tray

Dimension : 930 x 630 x 400mm
Chamber : 645 x 510 x 150mm
Power : 6.4Kw



1 Deck 2 Tray

Dimension : 1235 x 800 x 500mm
Chamber : 860 x 660 x 200mm
Power : 6.6Kw



Convection Oven

Size : 595 x 530 x 570mm
Power : 2.6Kw



2 Deck 4 Tray

Dimension : 1235 x 800 x 1010mm
Chamber : 860 x 660 x 200mm
Power : 13.2Kw



3 Deck 6 Tray

Dimension : 1200 x 820 x 1450mm
Chamber : 860 x 660 x 220mm
Power : 19.6Kw



HEAVY DUTY COMMERCIAL BAKERY RANGE



Spiral Mixers
Cap. : 20Ltrs.
Power : 1.1Kw
Max Kneeing : 8Kgs



Spiral Mixers
Cap. : 30Ltrs.
Power : 1.8Kw
Max Kneeing : 12Kgs



Spiral Mixers
Cap. : 50Ltrs.
Power : 2.2Kw
Max Kneeing : 20Kgs



Planetary Mixers, B5
Cap. : 5Ltrs.
Power : 220V
Max Kneading : 0.5Kgs



Planetary Mixers, B7
Cap. : 7Ltrs.
Power : 350W



Planetary Mixers, B10
Cap. : 10Ltrs.
Power : 500W
Max Kneading : 1.5kgs



Planetary Mixers, B15
Cap.: 15Ltrs.
Power : 500W
Max Kneading : 2kgs



Planetary Mixers, B20
Cap. : 20Ltrs.
Power : 1.1Kw
Max Kneading : 5kgs



Planetary Mixers, B25
Cap. : 25Ltrs.
Power : 1.25Kw
Max Kneading : 6.5kgs



Planetary Mixers, B30
Cap. : 30Ltrs.
Power : 1.25Kw
Max Kneading : 8Kgs



Planetary Mixers, B40
Cap. : 40Ltrs.
Power : 2.2Kw
Max Kneading : 12Kgs



Dough Sheeter



Bun Divider



Bread Slicer

ELECTRIC & GAS FRYERS



Single Fryer, 81
Size : 290 x 460 x 310mm
Power : 2.5Kw
Cap. : 5.5 Ltrs.



Double Fryer, 82
Size : 580 x 460 x 310mm
Power : 2.5Kw x 2
Cap.: 5.5 Ltrs. x 2



Single Fryer, 10L
Size : 280 x 470 x 350mm
Power : 3Kw
Cap. : 10 Ltrs.



Double Fryer
Size : 580 x 470 x 350mm
Power : 2.5Kw x 2
Cap.: 10 Ltrs. x 2



Single Gas Fryer, 71
Size : 290 x 520 x 480mm
Cap. : 6 Ltrs.



Double Gas Fryer, 72
Size : 570 x 520 x 480mm
Cap. : 6 Ltrs. x 2



SANDWICH GRILLERS, SALAMANDERS & TOASTERS



Single Contact Grill, 811
Size : 370 x 305 x 190mm
Power : 1.8Kw



Jumbo Contact Grill, 811E
Size : 425 x 370 x 190mm
Power : 2.2Kw



Double Contact Grill, 813
Size : 565 x 370 x 190mm
Power : 1.8Kw x 2



Electric Salamander, 936
Size : 580 x 390 x 390mm
Power : 2.2Kw



Electric Lift Salamander, 600S
Size : 600 x 520 x 500mm
Power : 4Kw



Hot Dog Grill (7 Rollers)
Size : 570 x 320 x 445mm
Power : 1.05Kw



Conveyor Toaster, TT-300
Size : 370 x 420 x 390mm
Power : 1.92Kw



4 Slice Toaster
Size : 370 x 210 x 225mm
Power : 2.3Kw



Bun Toaster
Size : 406 x 660 x 290mm
Power : 2.4Kw





GRIDDLES



Gas Griddle, 718
Size : 550 x 514 x 540mm



Gas Griddle, 718B
Size : 550 x 514 x 540mm



Gas Griddle, 720
Size : 730 x 565 x 540mm



Electric Griddle, 818
Size : 550 x 450 x 235mm
Power : 3Kw



Electric Griddle, 818B
Size : 550 x 450 x 235mm
Power : 3Kw



Electric Griddle, 820
Size : 730 x 520 x 235mm
Power : 4.4Kw

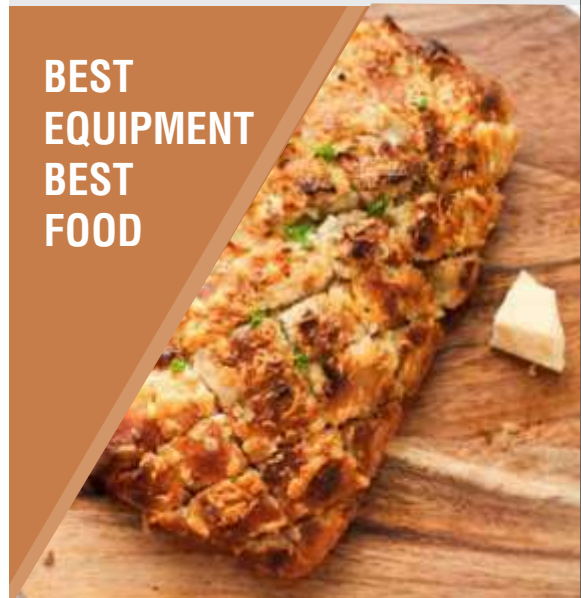


Electric Griddle, 822
Size : 730 x 520 x 235mm
Power : 4.4Kw



Gas Griddle, 722
Size: 730 x 565 x 540mm

**BEST
EQUIPMENT
BEST
FOOD**





WAFFLE & CONE MAKERS



Egg Waffle Maker
Size : 225 x 420 x 290mm
Power : 1.4Kw



Round Waffle Maker
Size : 250 x 350 x 260mm
Power : 1Kw



Double Round Waffle Maker
Size : 500 X 350 x 260mm
Power : 2Kw



Round Rotary Waffle Maker
Size : 490 x 250 x 350mm
Power : 1.3Kw



Square Waffle Maker
Size : 410 x 305 240mm
Power : 2Kw



Lolly Waffle Maker
Size : 450 x 350 x 280mm
Power : 1.75Kw



Square Cone Maker
Size : 410 x 305 x 240mm
Power : 1.75Kw



Round Cone Maker
Size : 280 x 380 x 230mm
Power : 1Kw



Crepe Maker
Size : 520 x 450 x 220mm
Power : 3Kw



CANDY FLOSS & CHOCOLATE FOUNTAIN



POPCORN MAKERS





Gas Shawarma Machine, PG - 2
Size : 535 x 685 x 750mm



Gas Shawarma Machine, PG - 3
Size : 535 x 685 x 980mm



Gas Shawarma Machine, PG - 4
Size : 535 x 685 x 1040mm



Commercial Induction Cooker
Size : 450 x 350 x 200mm
Power : 5000W



Commercial Induction Cooker, Wok
Size : 415 x 326 x 110mm
Power : 3500W



Commercial Induction Cooker
Size : 415 x 326 x 110mm
Power : 3500W



Double Plate Warmer, 100 Plates
Size : 500 x 900 x 950mm
Power : 800W



Single Plate Warmer, 50 Plates
Size : 460 x 560 x 950mm
Power : 400W



Cup Warmer Cart
Size : 340 x 550 x 860mm
Power : 1.5KW



Electric Proofer, 13/16 Tray
Size : 500 x 690 x 1500mm
Power : 2.6KW
Temp. Range : 30~40°C
Humidity : 80% ~ 85%

HEAVY DUTY PROFESSIONAL BLENDER AND JUICES DISPENSERS



JTC  **OmniBlend®**

POWERFUL • MULTIFUNCTION • CRUSHING ICE IN SECONDS • WET AND DRY APPLICATION

Variable
Speed



Electronic
Auto Timer



Hi/Low
2 Speed



TM - 788
Power : 3HP
Cap. : 2Ltrs.

TM - 767
Power : 3HP
Cap. : 2Ltrs.

TM - 800
Power : 3HP
Cap. : 2Ltrs.

TM - 800AQ
Power : 3HP
Cap. : 1.5Ltrs.

COMMERCIAL BEVERAGE DISPENSER



HIGH
EFFICIENCY



REFRIG-
ERATION



RAPID
COOLING



EASY TO
OPERATE



COMMERCIAL SLUSH MACHINE



ELECTRIC MILK SHAKERS & ICE CRUSHERS



Milk Shake Machine
Size : 190 x 160 x 530mm
Power : 150W



Mini/Large Power Mixers



Ultra Automatic Juicer



Bar Blender
Cap. : 2Ltrs.
Power : 1500W



Citrus Juicer



Centrifugal Juicer



Sugar Cane Juicer



SS Manual Ice Crusher



Metal Ice Crusher
Size : 425 x 200 x 300mm
Power : 250W



Deluxe Ice Crusher
Size : 420 x 200 x 300mm
Power : 250W



Premium Ice Crusher
Size : 420 x 200 x 300mm
Power : 250W



VERTICAL STAINLESS STEEL SOFTY ICE CREAM MACHINE



Ice Cream Machine
Size : 540 x 615 x 1410mm
Power : 2Kw
Output : 25-30L

GELATO ICE CREAM & ICE CUBE MACHINE





Luggage Cart
Size : 1100x650x1900mm



Room Service Cart With Hot Case
Size : 850 (Dia) x800Hmm



News Paper Stand
Size : 600x470x1500mm



Cups Dispenser



Merabella Beverage Dispenser
Cap. : 5Ltr



Merabella Beverage Dispenser
Cap. : 5Ltrx2




Cereal Dispenser Single
Cap. : 4Ltr.




Cereal Dispenser Double
Cap. : 4Ltr.x2

OUR TRADE | IMPORTED BRANDS



OUR PROJECTS:


CAFÉ & RESTAURANT



INSTITUTIONAL & HOSPITAL



CLOUD KITCHENS & BASE KITCHENS:



OUR PROJECTS:

HOTEL & RESORT :



BANQUET:



BAKERY & SWEET HOUSE



RELIGIOUS:





Product/Services Enquiry :
kitchens@restrobarconsultancy.com

Career :
hr@restrobarconsultancy.com

Business Association/Media :
associate@restrobarconsultancy.com

Address : 802, 8th Floor, Crown Heights Sector-10, Rohini, New Delhi - 110085

Phone : +918588856740, +919811017149

Website : www.restrobarkitchens.in